

2.4mH X 2.22mW Single-sided Rear wall print specification (drawing not


2 prints required for L & R side of the tower


Total width = 2320 including bleed


Total height = 2530mm (incl. bleed)



Panel dimensions: 2220mmW x 2400mmH

 Represents trim line

 Represents bleed area - 25mm top and bottom, 50mm left and right

 Represents visual area. Keep all logos and important text inside this area