





KCA RIGHT HAND SIDE Walls - 2.4mH X 4.84mW Single-sided L-shaped wall (drawing not to scale)



 Represents trim line

 Represents bleed area - 25mm top and bottom, 50mm left and right

 Represents visual area. Keep all logos and important text inside this area